




SANY
我们的深度决定世界的高度
Our drilling depth determines the height of the world



W10

SR235

2020 Rotary Drilling Rig

**Cased drilling expert
in civil engineering**



Follow us on Wechat and contact us
Support hotline: 4006 09 8318
Email: crd@sany.com.cn


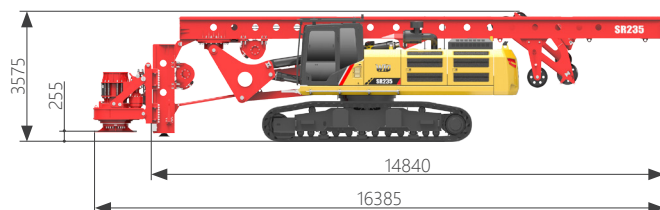
- Max. drilling diameter 2.0/1.5m
- Max. drilling depth 68/54m
- Rated output torque 235kN·m
- Engine power 257kW/2000rpm

Main performances	Unit	Parameter	Remark
Pile			
Max. drilling diameter	mm	2000/1500	①
Max. drilling depth	m	68/54	②
Rotary drive			
Rated output torque	kN · m	235	
Rotation Speed	rpm	5~27	
Crowd system			
Crowd force	kN	210	
Line pull	kN	270	
Stroke	mm	15000	
Main winch			
Lifting capacity	kN	235	
Wire rope diameter	mm	32	
Max. line speed	m/min	70	
Auxiliary winch			
Lifting capacity	kN	80	
Wire rope diameter	mm	20	
Max. line speed	m/min	70	
Mast inclination			
Forward/backward	°	5/90	
Lateral	°	± 3	
Main Chassis			
Base engine	/	ISUZU 6UZ1	
Engine power	kW/rpm	257/2000	
Emission regulation	/	COM III	
Engine displacement	L	9.84	
Chassis length	mm	7265	
Extension width	mm	4500	
Track shoe width	mm	800	
Swing radius	mm	4360	
Overall machine			
Overall height	mm	22870	
Operating weight	t	81	
Transport width	mm	3540	
Transport height	mm	3575	

①: uncased/cased

②: friction kelly depth / interlocking kelly depth

	Kelly bar	Weight(Kg)	Depth(m)	Option
Inter-locking kelly	Φ445 × 3 × 15	10300	40	Standard
	Φ445 × 4 × 14	10600	50	
	Φ445 × 4 × 15	11300	54	
Friction kelly	Φ445 × 5 × 14	10300	63	
	Φ445 × 5 × 15	10900	68	



Efficient construction: The preferred model in the field of industrial and civil foundation construction, with fast construction speed and large capacity; 6th-generation new material 445 Kelly bar, integrated locking device, drilling capacity increased by 25%, suitable for various formation construction.

Strong power: Imported large displacement e-jet engine, equipped with high-power main pump, adopts power optimization control technology, real-time power distribution, fast action response, high fuel efficiency, comprehensive energy saving of 10%~15%.

Step drum: Single layer winding, which can meet the drilling depth of 54 meters; without extrusion and wear, the service life of the wire rope is increased by 35%.

Full stroke compression: Using the crowd winch system, 15m extra-long stroke, fast crowding, rotary drive display function, suitable for all casing construction in beach, pebble, backfill formation.

Intelligent upgrade: HD touch screen, 3ms refresh frequency, smooth animation display.

Convenience: The rotary drive key bar is exposed for easy service and replacement; the main winching wire rope is fixed by wedge, which is easy to disassemble and assemble. Some lubrication point are exposed for easy service.